


"ENGAGE, INSPIRE & EMPOWER STUDENTS "
SY2023-24 ACCOUNTABILITY REPORT CARD

LUPELELE Elementary School
Principal: FA'AULIULI MELEISEA



Talauega Dr. Samasoni Asaeli
Director of Education

SCHOOL PROFILE

Student Information	
Total	488
Attendance	84%
Demographics	
Female	49%
Male	51%
Samoaan	83%
Asian/Pacific Islander	1%
Other	16%
Students with Disabilities	3%
Free Reduced Lunch	100%

Teachers	
Total	33
Attendance	92%
Professional Degrees	
AA/AS	11
B.Ed./BA/BS	12
MA/M.Ed./MS/MBA	6
PhD/ED	0
Other	4
No degree on file	0

**Data submitted by Teacher Quality*

**Data obtained from the ASDOE Student Information System (PowerSchool)*

Terms & Definitions

Students with Disabilities (SWD): Students identified through a formal evaluation that determines eligibility for Special Education support services. All students have an Individualized Education Plan (IEP) developed to support identified academic goals.

Free Reduced Lunch (FRL): 100% of American Samoa students are eligible for free breakfast and lunch due to the high percentage of economically disadvantaged families recorded in the 2000 American Samoa Census.

Other: Ethnic groups aside from Asian/Pacific Islander and Samoans

Family Educational Rights and Privacy Act (FERPA): Federal regulations stipulate the protection of student privacy when reporting student performance results to the public.

"ENGAGE, INSPIRE & EMPOWER STUDENTS "
SY2023-24 ACCOUNTABILITY REPORT CARD

LUPELELE Elementary School
 Principal: FA'AULIULI MELEISEA



Talauega Dr. Samasoni Asaeli
Director of Education

STUDENT PERFORMANCE

Standards-Based Assessment (SBA) ASDOE local assessment used to measure student performance in relation to the ASDOE College and Career Ready Standards (CCRS) for English Language Arts (ELA) and Mathematics.

ENGLISH LANGUAGE ARTS						
3 RD GRADE						
Subgroups	Tested	PR	Advanced	Proficient	Basic	Below Basic
All Students	56	97%	0%	5%	16%	79%
Male	35	95%	0%	6%	17%	77%
Female	21	100%	0%	5%	14%	81%
Samoan	50	96%	0%	4%	12%	84%
API	***	***	***	***	***	***
Other	5	100%	0%	20%	40%	40%
SWD	***	***	***	***	***	***


4 TH GRADE						
Subgroups	Tested	PR	Advanced	Proficient	Basic	Below Basic
All Students	41	91%	0%	27%	20%	54%
Male	19	90%	0%	16%	16%	68%
Female	22	92%	0%	36%	23%	41%
Samoan	36	95%	0%	22%	19%	58%
API	0	0%	0%	0%	0%	0%
Other	5	71%	0%	60%	20%	20%
SWD	***	***	***	***	***	***

5 TH GRADE						
Subgroups	Tested	PR	Advanced	Proficient	Basic	Below Basic
All Students	48	89%	0%	2%	48%	50%
Male	20	95%	0%	0%	40%	60%
Female	28	85%	0%	4%	54%	43%
Samoan	45	90%	0%	2%	49%	49%
API	***	***	***	***	***	***
Other	***	***	***	***	***	***
SWD	***	***	***	***	***	***

*** Data is suppressed to protect student privacy under FERPA regulations, when fewer than 5 students in a subgroup or fewer than 10 in a grade level are tested. Counts for these students will only appear in the "All Students" category.

"ENGAGE, INSPIRE & EMPOWER STUDENTS "
SY2023-24 ACCOUNTABILITY REPORT CARD

LUPELELE Elementary School
 Principal: FA'AULIULI MELEISEA



Talauega Dr. Samasoni Asaeli
Director of Education

6 TH GRADE						
Subgroups	Tested	PR	Advanced	Proficient	Basic	Below Basic
All Students	45	98%	0%	7%	56%	38%
Male	23	96%	0%	0%	57%	43%
Female	22	100%	0%	14%	55%	32%
Samoan	42	100%	0%	7%	55%	38%
API	***	***	***	***	***	***
Other	***	***	***	***	***	***
SWD	***	***	***	***	***	***

7 TH GRADE						
Subgroups	Tested	PR	Advanced	Proficient	Basic	Below Basic
All Students	58	91%	0%	33%	48%	19%
Male	31	94%	0%	35%	39%	26%
Female	27	87%	0%	30%	59%	11%
Samoan	54	90%	0%	33%	46%	20%
API	0	0%	0%	0%	0%	0%
Other	***	***	***	***	***	***
SWD	0	0%	0%	0%	0%	0%

8 TH GRADE						
Subgroups	Tested	PR	Advanced	Proficient	Basic	Below Basic
All Students	56	89%	0%	45%	45%	9%
Male	25	81%	0%	28%	52%	16%
Female	31	97%	0%	58%	39%	3%
Samoan	51	88%	0%	43%	45%	10%
API	***	***	***	***	***	***
Other	***	***	***	***	***	***
SWD	0	0%	0%	0%	0%	0%

Performance Levels

1. Advanced (90%-100%): Students exceed the standards
2. Proficient (60%-89%): Students meet the standards
3. Basic (35%-59%): Students approaching the standards
4. Below Basic (0%-34%): Students far behind the standards

Vaega o Fa'atinoga


1. Maa'e (90%-100%): Tamaiti ua sili atu ma alafua
2. Lelei (60%-89%): Tamaiti ua ausia alafua
3. Fa'avae (35%-59%): Tamaiti ua latalata atu i alafua
4. Mauualalo (0%-34%): Tamaiti ua mamao tele mai alafua

"ENGAGE, INSPIRE & EMPOWER STUDENTS "

SY2023-24 ACCOUNTABILITY REPORT CARD

LUPELELE Elementary School

Principal: FA'AULIULI MELEISEA



Talauega Dr. Samasoni Asaeli

Director of Education

MATHEMATICS

3RD GRADE

Subgroups	Tested	PR	Advanced	Proficient	Basic	Below Basic
All Students	57	98%	0%	5%	19%	75%
Female	21	100%	0%	10%	14%	76%
Male	36	97%	0%	3%	22%	75%
Samoan	51	98%	0%	6%	16%	78%
API	***	***	***	***	***	***
Other	5	100%	0%	0%	40%	60%
SWD	***	***	***	***	***	***

4TH GRADE

Subgroups	Tested	PR	Advanced	Proficient	Basic	Below Basic
All Students	45	100%	0%	18%	33%	49%
Female	24	100%	0%	21%	38%	42%
Male	21	100%	0%	14%	29%	57%
Samoan	38	100%	0%	11%	37%	53%
API	0	0%	0%	0%	0%	0%
Other	7	100%	0%	57%	14%	29%
SWD	***	***	***	***	***	***

5TH GRADE


Subgroups	Tested	PR	Advanced	Proficient	Basic	Below Basic
All Students	47	87%	0%	2%	45%	55%
Female	28	85%	0%	5%	50%	50%
Male	19	90%	0%	5%	37%	63%
Samoan	45	90%	0%	2%	42%	58%
API	***	***	***	***	***	***
Other	***	***	***	***	***	***
SWD	***	***	***	***	***	***

6TH GRADE

Subgroups	Tested	PR	Advanced	Proficient	Basic	Below Basic
All Students	45	98%	0%	0%	33%	67%
Female	22	100%	0%	0%	59%	41%
Male	23	96%	0%	0%	9%	91%
Samoan	41	98%	0%	0%	34%	66%
API	***	***	***	***	***	***
Other	***	***	***	***	***	***
SWD	***	***	***	***	***	***

"ENGAGE, INSPIRE & EMPOWER STUDENTS "
SY2023-24 ACCOUNTABILITY REPORT CARD

LUPELELE Elementary School
 Principal: FA'AULIULI MELEISEA



Talauega Dr. Samasoni Asaeli
Director of Education

7 TH GRADE						
Subgroups	Tested	PR	Advanced	Proficient	Basic	Below Basic
All Students	62	97%	0%	0%	55%	45%
Female	29	94%	0%	0%	55%	45%
Male	33	100%	0%	0%	55%	45%
Samoan	58	97%	0%	0%	57%	43%
API	0	0%	0%	0%	0%	0%
Other	***	***	***	***	***	***
SWD	0	0%	0%	0%	0%	0%

8 TH GRADE						
Subgroups	Tested	PR	Advanced	Proficient	Basic	Below Basic
All Students	59	94%	0%	7%	58%	36%
Female	30	94%	0%	7%	73%	20%
Male	29	94%	0%	7%	41%	52%
Samoan	54	93%	0%	4%	57%	39%
API	***	***	***	***	***	***
Other	***	***	***	***	***	***
SWD	0	0%	0%	0%	0%	0%

Performance Levels

1. Advanced (90%-100%): Students exceed the standards
2. Proficient (60%-89%): Students meet the standards
3. Basic (35%-59%): Students approaching the standards
4. Below Basic (0%-34%): Students far behind the standards

Vaega o Fa'atinoga

1. Maa'e (90%-100%): Tamaiti ua sili atu ma alafua
2. Lelei (60%-89%): Tamaiti ua ausia alafua
3. Fa'avae (35%-59%): Tamaiti ua latalata atu i alafua
4. Mauualalo (0%-34%): Tamaiti ua mamao tele mai alafua

***Check with school for individual student performance**