


AFONOTELE ELEMENTARY SCHOOL
 BOMB THREAT & FIRE EVACUATION PLAN - SY 2023-2024

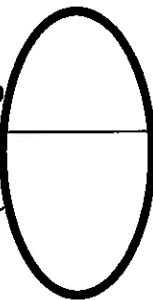
WAITING AREA #2

WAITING AREA #1



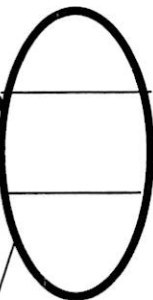
Bathroom

**Building 3



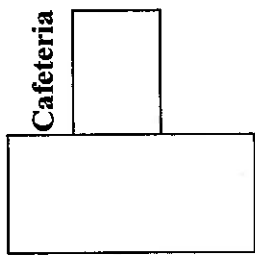
K5

**Building 4



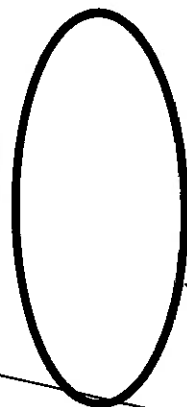
L-1 (STORAGE) L-2

**Building 2



Cafeteria

ECE



**Building 1



School Entrance



(Building 5 exit to the right)

L-5

L-6

L-7

L-8

1st Floor 2nd Floor

L-3

L-4

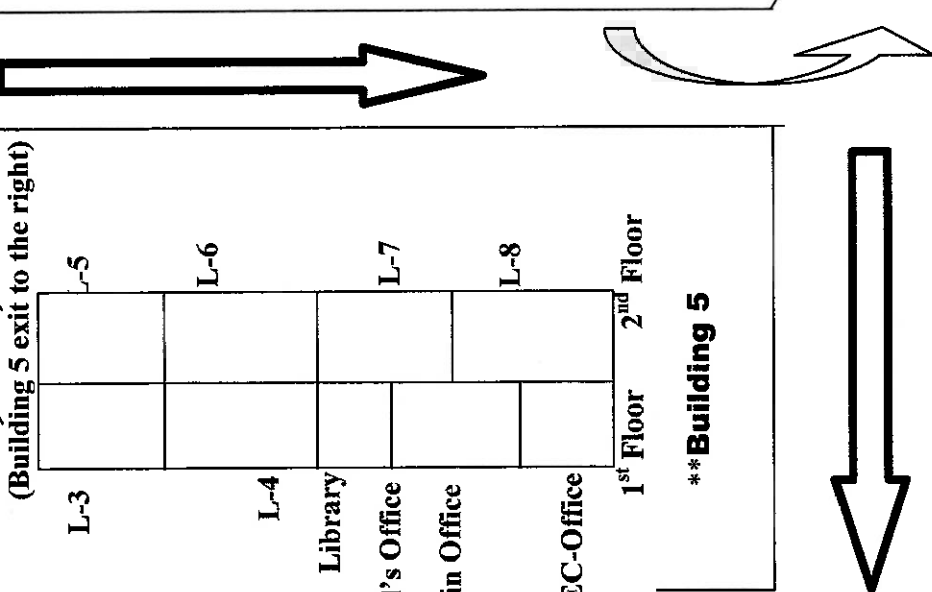
Library

Principal's Office

Main Office

SPEED SPEC-Office

**Building 5



WAITING AREA #3

ROAD TO AFONO VILLAGE

ROAD TO VATIA



AFONOTELE ELEMENTARY SCHOOL – SY-2023-2024

TSUNAMI EVACUATION PLAN

EDUCATING STAFF MEMBERS, STUDENTS, & PARENTS:

An education effort by the governing body of the school plays a very important role in assuring the success of the plan. First, the administrator must hold a workshop for all staff members to present the evacuation plan for the entire school. The workshop can be administered twice if necessary. Second, an assembly should be held to inform students of what to expect if a warning signal is sounded. Last and most important, conduct an evacuation drill once a semester so every teacher and student is aware of the course of action to be taken in case of a real tsunami.

EVACUATION PROCEDURES DURING INSTRUCTIONAL HOURS:

When the school has been alerted by the local authorities or officials who order tsunami warnings; school administrator and staff will be responsible for the safety of ALL students present on campus. Certain steps will be taken by all teachers to assure the smooth tranquil of students toward their assigned safe location. These are the procedures everyone must abide by:

PLAN A:

1. Take a head count/roll call (if possible) of students in the classroom.
2. Form one straight line outside the classroom.
3. WALK toward your designated pathway that will lead you to safe location.
4. The teacher must accompany students at all times.
5. When your class arrives at designated area (higher grounds), the teacher must immediately take a head count/roll call to confirm everyone is accounted for.
6. Wait for instructions of what to do next.

EVACUATION PROCEDURE BEFORE SCHOOL, AFTER SCHOOL, AND LUNCH TIME:

In case a warning is in effect before or after school, or during lunchtime when teachers and students are not in the classroom, should everyone panic? NO! Please stay calm and make sure to follow these instructions to ensure everyone on campus is directed to safe locations.

PLAN B:

1. Teachers must report immediately to their designated rooms and wait for students.
 2. Students must walk straight to any designated room nearby.
 3. Teachers accompany ALL students to designated pathway that leads to higher grounds.
 4. Administrator and janitor will canvas the campus for any student left behind and take to higher grounds.
 5. When arrive to safety, teachers take a head count to confirm everyone is accounted for.
- It is very important that ALL students follow directions to eliminate chaos and injuries. Teachers must be calm and take necessary precautions in order to ensure the safety of all persons. When everyone is at higher grounds, administrators and teachers must take charge of the situation and make sure everyone is clear from the danger zone. Continue to listen to emergency frequency stations and other reliable sources for emergency information. Finally, wait for the local authorities who inform the public to return safely to low grounds.

AFONOTELE ELEMENTARY SCHOOL – SY-2023-2024

BOMB THREAT-AMMONIA-FIRE EVACUATION PLAN

EDUCATING STAFF MEMBERS, STUDENTS, & PARENTS:

An education effort by the governing body of the school plays a very important role in assuring the success of the plan. First, the administrator must hold a workshop for all staff members to present the evacuation plan for the entire school. The workshop can be administered twice if necessary. Second, an assembly should be held to inform students of what to expect if a warning signal is sounded. Last and most important, conduct an evacuation drill once a semester so every teacher and student is aware of the course of action to be taken in case of disasters such as: bomb threat, ammonia leak, or fire.

EVACUATION PROCEDURES DURING INSTRUCTIONAL HOURS:

When the school has been alerted by the local authorities or officials who order bomb threats, ammonia leaks, and/or fire warnings, school administrator and staff will be responsible for the safety of ALL present on campus. Certain steps will be taken by all teachers to assure the smooth tranquil of students toward their assigned safe location. These are the procedures everyone must abide by:

PLAN A:

1. Take a head count/roll call (if possible) of students in the classroom.
2. Form on straight line outside the classroom.
3. WALK toward your designated pathway that will lead you to safe location.
4. The teacher must accompany students at all times.
5. When your class arrives at designated area, the teacher must immediately take a head count/roll call to confirm everyone is accounted for.

EVACUATION PROCEDURE BEFORE SCHOOL, AFTER SCHOOL, AND LUNCH TIME:

In case a warning signal is in effect before or after school, or during lunchtime when teachers and students are not in the classroom, should everyone panic? NO! Please stay calm and make sure to follow instructions to ensure everyone on campus is directed to safe locations.

PLAN B:

1. Administrators and teachers must make certain that all students are escorted to the designated safe locations (open area).
2. Once at the designated areas safely, teachers are to make sure everyone is seated and calmed. Take a head count and notify the administrator if a student is missing.
3. Administrators and janitors should take necessary precautions to make sure that the campus is clear of all students and staff members.
4. Administrator and teachers are responsible for relating the next possible actions.

It is very important that ALL students follow directions to eliminate chaos and injuries. Teachers must be calm and take necessary precautions in order to ensure the safety of all persons. Administrators must make sure that everyone is clear from the danger zone. Continue to listen to emergency frequency stations and other reliable sources for emergency information. Finally, wait for the local authorities who inform the public to return back to school grounds.

EQUIPMENT STORED IN THE OFFICE FOR EMERGENCY PURPOSES:

1. Radio with AM/FM stations
2. New batteries for the radio.
3. First Aid Kit
4. Telephone

EMERGENCY TELEPHONE NUMBERS:

- | | | |
|----|--------------------------------|---------------|
| 1. | TEMCO | 699-3800 |
| 2. | Department of Public Safety | 911 |
| 3. | Emergency Medical Services | 633-5003 |
| 4. | American Samoa Power Authority | 699-1234/1357 |