

American Samoa Department of Education
TERRITORIAL REPORT CARD SY2020-21

Talauega Dr. Samasoni Asaeli
Director of Education

Talofa!

The Every Student Succeeds Act (ESSA) 2015 legislation advocates the importance of accountability for monitoring and supporting student achievement. ASDOE presents the annual Territorial Report Card, a critical component of accountability reporting that provides transparency on important school and student information for parents and community.

DISTRICT PROFILE

Public Schools	Students	Attendance
23 Elementary(K-8)	6614	93%
6 Secondary (9-12)	3444	

Teachers	Elementary	Secondary
TOTAL	527	335
Credentials		
AA/AS	28%	13%
B.Ed/BA/BS	35%	32%
MA/M.Ed./MS/MBA	24%	23%
PhD/ED	0%	1%
Other	2%	2%
Certification		
Proficient Highly Qualified	3%	5%
Attendance	93%	


** Data submitted by Teacher Quality as of 8/21*

Student Demographics	Elementary	Secondary
All Students:	6614	3444
Female	48%	48%
Male	52%	52%
Samoan	98%	95%
Asian/Pacific Islander	2%	5%
Other	0%	0%
Students with Disabilities	5%	5%
Limited English Proficiency	99%	95%
Free Reduced Lunch	100%	100%

†Data retrieved from the ASDOE Student Information System (PowerSchool)

Terms & Definitions

- **Students with Disabilities (SWD):** Students identified through a formal evaluation that qualifies them for Special Education Support services and have a current Individualized Education Plan (IEP).
- **Free Reduced Lunch (FRL):** 100% of American Samoa ‘s students are eligible for free breakfast and lunch due to the high percentage of economically disadvantaged families revealed in the 2020 American Samoa Census
- **Limited English Proficiency (LEP):** Students identified from the American Samoa English Language Proficiency Assessment (ELPA) **Other:** Ethnic groups aside from Asian/Pacific Islander and Samoan.
- **ESSA:** Every Student Succeeds Act, 2015 reauthorization of the No Child Left Behind 2001 legislation



American Samoa Department of Education
TERRITORIAL REPORT CARD SY2020-21

Talauega Dr. Samasoni Asaeli
Director of Education

STUDENT PERFORMANCE

Standards Based Assessment (SBA)

American Samoa's assessment used to measure student performance in relation to the ASDOE College and Career Ready Standards (CCRS) for English Language Arts(ELA) and Mathematics

ENGLISH LANGUAGE ARTS						
3 RD GRADE						
Subgroups	Tested	PR	Advanced	Proficient	Basic	Below Basic
All Students	674	97%	0%	5%	29%	66%
Male	331	97%	0%	3%	29%	68%
Female	343	98%	0%	6%	29%	65%
Samoan	657	97%	0%	5%	29%	66%
API	17	100%	0%	0%	24%	76%
Other	0	0%	0%	0%	0%	0%
SWD	18	86%	0%	11%	17%	72%


5 TH GRADE						
Subgroups	Tested	PR	Advanced	Proficient	Basic	Below Basic
All Students	731	97%	0%	3%	33%	63%
Male	393	97%	0%	4%	27%	69%
Female	338	98%	0%	3%	40%	57%
Samoan	707	96%	0%	4%	33%	64%
API	24	89%	0%	0%	50%	50%
Other	0	0%	0%	0%	0%	0%
SWD	30	83%	0%	3%	10%	87%

6 TH GRADE						
Subgroups	Tested	PR	Advanced	Proficient	Basic	Below Basic
All Students	776	97%	0%	13%	50%	37%
Male	381	98%	0%	11%	45%	44%
Female	395	97%	0%	14%	55%	30%
Samoan	754	97%	0%	13%	50%	37%
API	21	100%	0%	10%	43%	48%
Other	***	***	***	***	***	***
SWD	38	84%	0%	16%	34%	50%

PR-Participation Rate

*** when fewer than 5 students in a subgroup or fewer than 10 in a grade level are tested, performance data is suppressed to protect student privacy per FERPA regulations. Counts for these students will only appear in the "All Students" category.

Family Educational Rights and Privacy Act (FERPA): Federal regulations stipulate the protection of student privacy when reporting student performance results to the public.



American Samoa Department of Education
TERRITORIAL REPORT CARD SY2020-21

Talauega Dr. Samasoni Asaeli
Director of Education

7TH GRADE

Subgroups	Tested	PR	Advanced	Proficient	Basic	Below Basic
All Students	772	99%	0%	12%	57%	30%
Male	417	99%	0%	11%	56%	33%
Female	355	99%	05	14%	59%	27%
Samoan	758	99%	0%	12%	57%	31%
API	12	100%	0%	25%	67%	8%
Other	***	***	***	***	***	***
SWD	48	94%	0%	8%	48%	44%

8TH GRADE

Subgroups	Tested	PR	Advanced	Proficient	Basic	Below Basic
All Students	796	99%	0%	39%	43%	18%
Male	420	99%	0%	32%	45%	22%
Female	376	99%	0%	46%	41%	13%
Samoan	782	99%	0%	38%	43%	18%
API	13	93%	0%	54%	38%	8%
Other	***	***	***	***	***	***
SWD	44	94%	0%	20%	45%	34%

10TH GRADE

Subgroups	Tested	PR	Advanced	Proficient	Basic	Below Basic
All Students	854	93%	0%	20%	46%	34%
Male	428	91%	0%	18%	43%	39%
Female	426	94%	0%	21%	49%	30%
Samoan	812	93%	0%	19%	46%	34%
API	41	91%	0%	27%	41%	32%
Other	***	***	***	***	***	***
SWD	31	79%	0%	0%	19%	81%

Performance Levels

1. Advanced (90%-100%): Students exceed the standards
2. Proficient (60%-89%): Students meet the standards
3. Basic (35%-59%): Students approaching the standards
4. Below Basic (0%-34%): Students far from the standards

Vaega o Fa'atinoga

1. Maa'o'e (90%-100%): Tamaiti ua sili atu ma alafua
2. Lelei (60%-89%): Tamaiti ua ausia alafua
3. Fa'avae (35%-59%): Tamaiti ua latalata atu i alafua
4. Mau'alalo (0%-34%): Tamaiti ua mamao tele mai alafua

"OUR STUDENTS DESERVE OUR BEST"



American Samoa Department of Education

TERRITORIAL REPORT CARD SY2020-21

Talauega Dr. Samasoni Asaeli
Director of Education

MATHEMATICS

3RD GRADE

Subgroups	Tested	PR	Advanced	Proficient	Basic	Below Basic
All Students	681	97%	0%	6%	31%	63%
Male	337	97%	0%	5%	31%	64%
Female	348	98%	0%	7%	32%	61%
Samoan	667	97%	0%	6%	31%	62%
API	18	100%	0%	0%	22%	78%
Other	0	0%	0%	0%	0%	0%
SWD	19	86%	0%	0%	47%	53%

4TH GRADE


Subgroups	Tested	PR	Advanced	Proficient	Basic	Below Basic
All Students	700	94%	0%	13%	52%	35%
Male	365	93%	0%	10%	49%	40%
Female	335	95%	0%	16%	55%	29%
Samoan	685	94%	0%	13%	52%	35%
API	15	83%	0%	13%	53%	27%
Other	0	0%	0%	0%	0%	0%
SWD	28	78%	0%	7%	46%	46%

5TH GRADE

Subgroups	Tested	PR	Advanced	Proficient	Basic	Below Basic
All Students	733	97%	0%	4%	33%	63%
Male	396	97%	0%	4%	30%	66%
Female	339	98%	0%	4%	37%	59%
Samoan	711	97%	0%	4%	33%	63%
API	24	96%	0%	8%	25%	67%
Other	0	0%	0%	0%	0%	0%
SWD	31	84%	0%	3%	29%	65%

6TH GRADE

Subgroups	Tested	PR	Advanced	Proficient	Basic	Below Basic
All Students	777	97%	0%	9%	51%	39%
Male	384	98%	0%	8%	48%	43%
Female	397	97%	0%	10%	54%	35%
Samoan	759	97%	0%	9%	51%	39%
API	21	100%	0%	10%	38%	52%
Other	***	***	***	***	***	***
SWD	39	85%	0%	5%	67%	26%



American Samoa Department of Education
TERRITORIAL REPORT CARD SY2020-21

Talauega Dr. Samasoni Asaeli
Director of Education

7TH GRADE

Subgroups	Tested	PR	Advanced	Proficient	Basic	Below Basic
All Students	782	99%	0%	2%	37%	60%
Male	422	99%	0%	2%	36%	61%
Female	360	99%	0%	3%	38%	59%
Samoan	768	99%	0%	2%	37%	61%
API	12	100%	0%	0%	75%	25%
Other	***	***	***	***	***	***
SWD	48	94%	0%	2%	33%	65%

8TH GRADE

Subgroups	Tested	PR	Advanced	Proficient	Basic	Below Basic
All Students	779	96%	0%	10%	61%	28%
Male	415	95%	0%	8%	58%	34%
Female	364	98%	0%	13%	65%	22%
Samoan	768	96%	0%	10%	61%	28%
API	11	92%	0%	9%	64%	27%
Other	0	0%	0%	0%	0%	0%
SWD	44	92%	0%	2%	48%	50%

GEOMETRY

	Tested	Advanced	Proficient	Basic	Below Basic
All Students	936	0%	2%	35%	63%


NOTE: Per ESSA requirements, accountability reporting for high school is "all students" from one grade level. In SY2018-19, ASDOE opted to assess by the 10th grade course, Geometry, which includes students from grades 9th-12th. Disaggregated by grade unavailable therefore reporting is only for ALL students enrolled in Geometry.

Performance Levels

1. Advanced (90%-100%): Students exceed the standards
2. Proficient (60%-89%): Students meet the standards
3. Basic (35%-59%): Students approaching the standards
4. Below Basic (0%-34%): Students far from the standards

Vaega o Fa'atinoga

1. Maa'e (90%-100%): Tamaiti ua sili atu ma alafua
2. Lelei (60%-89%): Tamaiti ua ausia alafua
3. Fa'avae (35%-59%): Tamaiti ua latalata atu i alafua
4. Mauualalo (0%-34%): Tamaiti ua mamao tele mai alafua



STUDENT PERFORMANCE

Multi States Alternate Assessment (MSAA)

American Samoa's assessment used to measure the performance of students with "significant cognitive disabilities" who are unable to participate in the general Standards Based Assessment (SBA).

ENGLISH LANGUAGE ARTS						
All Students	Tested	PR	Advanced	Proficient	Basic	Below Basic
25	25	100%	0%	24%	26%	26%

MATHEMATICS						
All Students	Tested	PR	Advanced	Proficient	Basic	Below Basic
25	25	100%	8%	32%	40%	20%

*Data submitted by Special Education- 8/2021. Student grade range: 3rd-8th and 11th

COLLEGE AND CAREER READINESS

Graduation and Post-Secondary

School Year	Graduated	*ASCC Enrollment
2020-21	94%	
2019-20		N= 1,710

*N=number of students *Enrollment data submitted by ASCC Institution of Effectiveness

Advanced Placement (AP) is a program developed by the **College Board** to provide high school students an **introduction to college-level classes**.

School Year	AP Enrollment
2020-21	N= 72

*Data from 4/6 high schools that offer AP courses:
 Leone, Tafuna, Samoana & Faga'itua- submitted by Secondary Division 8/2021

Dual Enrollment enables students to **earn college credit** for college courses completed **while still in high school** – these course credits will **count** towards a high school diploma.

School Year	Dual Enrollment
Summer 2021	N=150

* Data represents students from all 6 public high schools-submitted by Secondary Division 8/2021